

Introductory sub-table (I)(a)

Name of the Company: Olympic Oil Industries Limited

Script Code, Name of the scrip, class of security: 507609, OLYOI, Equity

Quarter ended: 30th June, 2012

Partly paid-up shares:- No. of partly paid-up shares As a % of total no. of partly paid-up shares As a % of total no. of shares of the company

Held by promoter/promoter group	Nil	Nil	Nil
Held by public	Nil	Nil	Nil
Total - D	0	Nil	Nil

Outstanding convertible securities:- No. of outstanding securities As a % of total no. of outstanding convertible securities As a % of total no. of shares of the company, assuming full conversion of the convertible securities

Held by promoter/promoter group	Nil	Nil	Nil
Held by public	Nil	Nil	Nil
Total - E	0	Nil	0

Warrants:- No. of warrants As a % of total no. of warrants As a % of total no. of shares of the company, assuming full conversion of warrants

Held by promoter/promoter group	Nil	Nil	Nil
Held by public	0	100%	
Total - F	0	Nil	0.00

Total paid-up capital of the company, assuming full conversion of warrants and convertible securities (Grand Total (A+B+C)+ D+E+F) **713500**



B 2	Non-institutions																		
(a)	Bodies Corporate	6	77700	77700	10.89	10.89													
(b)	Individuals				0.00	0.00													
I	Individuals - i. Individual shareholders holding nominal share capital up to Rs 1 lakh	355	340895	275690	47.78	24.58													
II	ii. Individual shareholders holding nominal share capital in excess of Rs. 1 lakh.																		
(c)	Any Other (specify)	12	166290	154740	23.31	23.31													
(c-i)	NRI's	0	0	0	0.00	0.00													
(c-ii)					0.00	0.00													
	Sub-Total (B)(2)	373	584885	508130	81.97	81.97													
(B)	Total Public Shareholding (B)= (B)(1)+(B)(2)	373	584885	508130	81.97	81.97													
	TOTAL (A)+(B)	381	713500	606930	100.00	100.00													
(C)	Shares held by Custodians and against which Depository Receipts have been issued																		
1	Promoter and Promoter Group	0	0	0	0.00	0.00													0.00
2	Public																		
	Sub-Total (C)	0	0	0	0.00	0.00													
	GRAND TOTAL (A)+(B)+(C)	381	713500	606930	100.00	100.00													0.00



 OLYMPIC COIL LIMITED


(1)(b) Statement showing Shareholding of persons belonging to the category
"Promoter and Promoter Group"


Sr. No.	Name of the shareholder	Total shares held			Shares pledged or otherwise encumbered		
		Number of shares	As a % of grand total (A)+(B)+(C)		Number	As a percentage (VI)=(V)/(II)*100	As a % of grand total (A)+(B)+(C) of sub-clause (1)(a)
(i)	(ii)	(iii)	(iv)	(v)	(vi)	(vii)	
1	Sunil Verma	70055	9.82	0	0.00	0.00	
2	Nilima U Desai	4750	0.67	0	0.00	0.00	
3	Sujay Desai	5900	0.83	0	0.00	0.00	
4	Uday Jayant Desai	47910	6.71	0	0.00	0.00	
5							
6							
7							
8							
9							
10							
11							
TOTAL		128615	18.03	0	0.00	0.00	

C. P. Verma

(1)(c) Statement showing Shareholding of persons belonging to the category "Public" and holding more than 1% of the total number of shares

Sr. No.	Name of the shareholder	Number of shares	Shares as a percentage of total number of shares {i.e., Grand Total (A)+(B)+(C) indicated in Statement at para (1)(a) above}
1	Aditi Malviya	7500	1.05
2	Ajay Mehrotra	17250	2.42
3	Ajay Verma	7500	1.05
4	Amit Kumar Agrawal HUF	7500	1.05
5	Anil Kishanchand Dharampal	11550	1.62
6	Arvind Sivastava	20000	2.80
7	Ashish Agrawal	7500	1.05
8	Atul Kumar Trivedi	18400	2.58
9	Atul Rastogi	19700	2.76
10	Epoch Synthetics Private Limited	7450	1.04
11	Gopal Saxena	14150	1.98
12	Hemant Rasiklal Kamodia	20000	2.80
13	J. U. D Trading Private Limited	35000	4.91
14	Jyoti Yogesh Jain	7500	1.05
15	Madhu Agarwal	15000	2.10
16	Manish Agarwal	7500	1.05
17	Manjeet Kumar	10000	1.40
18	Meenu Sharma	8550	1.20
19	Mini Singh	7500	1.05
20	Nagendra Shukla	17500	2.45
21	Nextgen Entertainment Private Limited	35000	4.91
22	Niraj Jitendra Kumar Kamodia	15000	2.10
23	Rajendra Prasad Yadav	12500	1.75

 Anil Kishanchand Dharampal





24	Rakesh Kumar	12500	1.75
25	Ram Prakash Mishra	19690	2.76
26	Ramesh Vishwakarma	20000	2.80
27	Rashmi Tiwari	9500	1.33
28	Ritu Rastogi	22000	3.08
29	Sachin Kumar Verma	11500	1.61
30	Saurabh Verma	15000	2.10
31	Suresh Pandya	10000	1.40
32	Teena Agarwal	15000	2.10
33	Vineet Kumar Pandey	20050	2.81
34	Yogesh Kumar Gupta	7500	1.05
35	Yogesh Jain HUF	7500	1.05
36	Vidya Vinay Tenkr	7500	1.50
37	Yogesh Premchand Jain	15000	2.10
	Total	522290	73.65




(D)(d) Statement showing details of locked-in shares

Sr. No.	Name of the shareholder	Number of locked-in shares	Locked-in shares as a percentage of total number of shares {i.e., Grand Total (A)+(B)+(C) indicated in Statement at para (I)(a) above}
1	Aditi Malviya	2500	0.35
2	Ajay Mehrotra	2500	0.35
3	Ajay Verma	2500	0.35
4	Amit Kumar Agarwal	500	0.07
5	Amit Kumar Agarwal HUF	2500	0.35
6	Arvind Srivastava	5000	0.70
7	Ashish Agarwal	2500	0.35
8	Atul Kumar Trivedi	2500	0.35
9	Atul Rastogi	7500	1.05
10	Gopal Saxena	3500	0.49
11	Hemant Rasiklal Kamodia	5000	0.70
12	J. U. D Trading Private Limited	10000	1.40
13	Jyoti Yogesh Jain	2500	0.35
14	Madhu Agarwal	5000	0.70
15	Manish Agarwal	2500	0.35
16	Mini Singh	2500	0.35
17	Nagendra Shukla	2500	0.35
18	Nextgen Entertainment Private Limited	10000	1.40
19	Niraj Jitendra Kumar Kamodia	5000	0.70
20	Rajendra Prasad Yadav	2500	0.35
21	Rakesh Kumar	2500	0.35
22	Ram Prakash Mishra	5000	0.70
23	Ramesh Vishwakarma	5000	0.70

24	Rashmi Tiwari	4500	0.63
25	Ritu Rastogi	10000	1.40
26	Sachin Kumar Verma	2500	0.35
27	Saurabh Verma	5000	0.70
28	Sujay U Desai	5900	0.83
29	Sunil Verma	29400	4.12
30	Suresh Pandya	10000	1.40
31	Teena Agarwal	5000	0.70
32	Vidya Vinay Temkar	2500	0.35
33	Vineet Kumar Pandey	5500	0.77
34	Yamini Trivedi	2500	0.35
35	Yogainder Kumar Gupta	2500	0.35
36	Yogesh Jain HUF	2500	0.35
37	Yogesh Premchand Jain	5000	0.70
TOTAL		184300	25.83



 OIL INDUSTRY EMPLOYEES UNION, BOMBAY

Sr.No	Notes
1	
2	
3	
4	
5	
6	
7	
8	
9	